


Reception Class 2023-24

This booklet is for you!

It tells you all about the different things that happen in Forsbrook CE Primary School's Reception Class. We hope that you enjoy looking through it with your family.



Who will you see at school?

Your class teacher is Miss Adams.



She will greet you every morning at this door.




When you go into your classroom, Mrs Collins will see you, she is your class teaching assistant.



Your classroom looks like this.








Your Things



You will have your own coat peg with your name on it. You can hang your coat and spare clothes in a named bag on here.

Remember to bring your book bag in every day and put it in your special team coloured tray.

Letters for home will go in your book bag together with your school reading books and your reading diary.



Arriving in the morning

When you come to school you will wait outside with your grown-up until your teacher opens the door at 8:45am. If your grown-up wants to talk to Miss Adams, she will be available after school.



Snack

During the day we all have a piece of fruit to eat. This might be an apple, pear, banana, satsuma or another exciting fruit. The fruit is provided free.


Please bring your named water bottle to drink from throughout the day.



Collective Worship

Each day at school we all come together for Collective Worship. You will be able to hear a story, say a prayer and sing a hymn.

On Monday mornings we have a Values Assembly where we share our special work and achievements with other children.



Morning Break Time

You will have a morning break time where you can stretch your legs on the playground alongside the KS1 children. This will be for fifteen minutes straight after Collective Worship.

We do not have an afternoon break on the playground but we do use our own outside area throughout the morning and afternoon.



Lunch Time

When you have lunch, you will eat it in the dinner hall, at a table, with the rest of your class.

Reception school lunches are free.



You may like to have a special cooked lunch from school or a packed lunch in a special box from home.

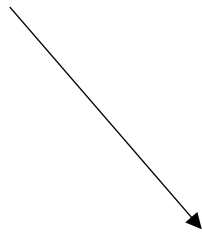
Please make sure your lunchbox has your name on.

Reading

We hope you enjoy sharing books with your friends and families and are getting to know lots of rhymes.


At school you will hear stories every day. The book corner in your classroom is a special place to sit while you are looking at and reading books. There are books about everything- dinosaurs, pirates, trains, fairytales, puppy dogs (Miss Adams loves dogs, her dog is called Monty) and lots more.

This is Monty



Drop Everything and Read

Every afternoon straight after the register, the whole school have a 'Drop Everything and Read' session. This is where we read a shared story with our teacher. Once a week during 'Drop Everything and Read' you will be able to explore a special story that has been donated from the Rotary Club. You will be able to take a book home every week from the Rotary Club, then swap it the next week. This is like a library! We are very lucky to have been gifted lots of books to explore.




Reading at home

As a school we expect you to read with a grown-up at least four times a week at home. When you read four times in a week, you will receive a special star in your reading diary!

Every week you will take two books home to read. One of these books will be matched to your phonics learning at school and the other will be a shared book to enjoy reading with a grown-up.

At first you will remember the stories just by looking at the pictures. With lots of practise you will begin to use your phonics to help you to sound out and blend the sounds in the words.



You will have a reading record diary to keep in your book bag. Please ask your grown-up to write down when you read to them and how you got on.

Home Reading Record











































Date	Title	Comment

Phonics

At school we use Little Wandle Letters and Sounds Phonics Programme to help you to learn your letter sounds and names. For each sound you will learn the shape of the letter, a phrase to help you remember it and the letter name. As you learn the letter sounds in school you will take home reading books to help you to practise the sounds at home.

Grapheme chart

Phase 2 and 3

 s	 t	 p	 n	 m	 d	 g	 c	 r	 h	 b	 f	 l	 j	 v
s	t	p	n	m	d	g	c	r	h	b	f	l	j	v
ss	tt	pp	nn	mm	dd	gg	k	rr		bb	ff	ll		vv
							ck							
							cc							
 w	 x	 y	 z	 qu	 ch	 sh	 th	ng	nk	 a	 e	 i	 o	 u
w	x	y	z	qu	ch	sh	th	ng	nk	a	e	i	o	u
			zz											
			s											
 ai	 ee	 igh	 oa	 oo	 oo	 ar	 or	 ur	 er	 ow	 oi	 ear	 air	
ai	ee	igh	oa	oo	oo	ar	or	ur	er	ow	oi	ear	air	

Writing

Writing is fun! At school you will learn how to form letters correctly and write words and sentences.

It would be great if you could practise writing your name at home. Don't worry if you can't; you will soon learn at school.

William

Ben

Chloë
Joshua

If you would like to practise your name:
Only use a capital letter at the start of
your first and second names please.

We write while we play all the time; in the
Imagination Station, outside and on the
writing table.

When you have been at school a while you
will begin to know, recognise and write
the letter sounds you hear in words.
Then you will quickly begin to write
sentences too!

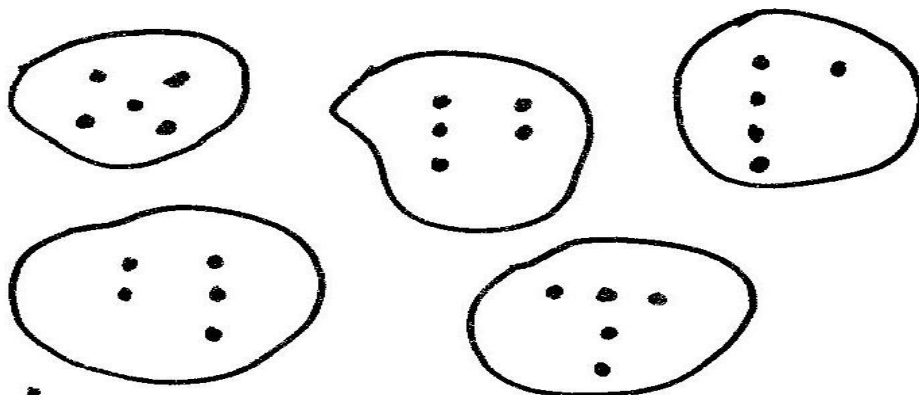
You will be able to do lots of other
activities at school to help with your
writing. These include tracing over
pictures, drawing patterns, colouring,
making models with play dough, cutting
and drawing.

Mathematics

There are lots of things you can do at home with your family that will help you with your maths:

- sort blocks by colour and size
- fit jigsaw puzzles together
- learn nursery rhymes and number songs such as "five currant buns"
- play lots of games where you have to throw a dice and move along a board
- cooking - talk about which things are heavy and light, how much you need and counting and sharing
- talking about your family who is the youngest, oldest, tallest or shortest
- talk about time using words such as morning, night, yesterday, tomorrow and next week

- at bath time look at which things float or sink; is the bath full or empty?
- when you are getting dressed look at things you put on first and last, which is the back and front, how many buttons have are there?
- at meal times you can lay the table and make sure you have enough knives and forks
- when you go shopping you can look at numbers, coins and look at the shape, size and colour of the boxes
- challenge your family to see how far they can count to













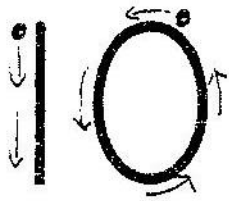
"five currant buns in
a baker's shop.."

At school we will do lots of mathematical activities. You will do lots of exciting things, such as counting, adding, subtracting, measuring, weighing, looking at shapes, making models and following directions.




Can you count ten toys when you tidy up?

This is how we write our numbers:

PE

At school you will be able to do PE twice a week and in the summer term you will be able to go swimming with your class. On PE days (we will let you know in September when your PE days are) you will come to school wearing your school PE kit and trainers or pumps. You will stay in your comfy PE kit all day!




Busy Learner Time

At school you have Busy Learner Time every single day. Busy Learner Time is when you can play and explore the classroom and the Reception class outdoor area. You will be able to freely access lots of activities and enjoy playing alongside others. There are lots of things for you to play with. Here are some of the things you will find:


- an Imagination Station filled with lots of exciting things to engage your imagination
- dressing up clothes so that you can be anything from a doctor to a princess, or the Gruffalo or a superhero!
- puppets and a puppet theatre
- an art area where we can paint, draw and colour

- construction kits to make large models using nuts and bolts
- large and small building blocks
- a farm with buildings and lots of animals
- games and jigsaws
- playdough and clay
- a sand tray and a water tray
- iPad's with lots of interesting programmes
- trikes, scooters, tunnels and a slide
- a vegetable patch
- a stage
- and lots of amazing activities ready to burst out of Miss Adams and Mrs Collins' cupboards!



Messy Activities


At school you will be able to do lots of "messy" things. You can paint, stick, make models, use clay and play in the sand and water.



We have aprons at school to keep your uniform clean and to keep you dry when you play in the water. Unfortunately sometimes accidents can happen and a little bit of paint might touch your sleeve, but don't worry, we try our very best to stay clean.

Home Time

You go home at 3:15pm. Your mummy, daddy or someone else you know really well will wait for you outside the hall doors. Your teacher will make sure they see your grown-up before you can go. Sometimes your grown-up may be a few minutes late but don't worry; you can wait safely with your teacher until they come. Please ask mummy or daddy to tell the teacher if someone different is collecting you.



Care Club

If you would like to come to our Breakfast or After School Club then this can be arranged with Mrs Holdcroft. She is the Nursery and Care Club Manager. Mummy or daddy can ask Miss Adams to pass on her details to you. There is a fee to attend Breakfast or After School Club.

After School Clubs

Throughout the year there will be opportunities for you to join our school's After School Clubs which are free of charge. Teachers lead different exciting clubs for you to attend. You will receive a letter about these when you start school.

Early Years Foundation Stage (A Guide for Parents)

The Early Years Foundation Stage (EYFS) areas of learning and development have been produced by the government and early years professionals for use by all early years providers.

The Reception Class year is the final year in the Early Years Foundation Stage. It is all about well-planned play activities to develop all areas of the curriculum. There is a balance of teacher and child-initiated activities. There are set times of the day where the children are involved in planned activities to develop the early learning goals. Children are then given the opportunity to develop

these skills independently during child-initiated supported play. Much of the planned activities are linked to the key theme for the half term.

At Forsbrook CE Primary we use the areas of development when we are observing, assessing and planning for your child's individual needs. The areas of learning and development make sure that we are constantly challenging your child and helping them to develop and succeed. There are seven areas of learning and they are split into two parts:

1. The three prime areas.
2. The four specific areas.

Prime areas

Personal, social
and emotional
(PSED)



This area of learning is about how your child...


- Is confident and self-assured
- Manages their feelings and behaviour
- Makes friends
- Shares and takes turns

Physical
development



This area of learning is about how your child...

- Moves and uses gross motor skills

	<ul style="list-style-type: none">➤ Develops fine motor skills➤ Learns about healthy living➤ Manages self-care independently
<p>Communication and language</p> 	<p>This area of learning is about how your child...</p> <ul style="list-style-type: none">➤ Listens and pays attention➤ Understands what is being said➤ Communicates with others➤ Develops vocabulary and speech

Specific areas

Literacy



This area of learning is about how your child...


- Enjoys reading books
- Likes making marks
- Learns to write
- Starts to explore phonics and letter sounds


Mathematics



This area of learning is about how your child...


- Learns about numbers and counting

	<ul style="list-style-type: none">➤ Recognises the passing of time➤ Explores measures, capacity, space, shapes
<p>Understanding the World</p> 	<p>This area of learning is about how your child...</p> <ul style="list-style-type: none">➤ Finds out about nature and the world around them➤ Talks about people and their local community and learns about similarities and differences

	<ul style="list-style-type: none"> ➤ Confidently uses ICT equipment
<p>Expressive Arts and Design</p> 	<p>This area of learning is about how your child...</p> <ul style="list-style-type: none"> ➤ Enjoys being creative ➤ Sings, dances and makes music ➤ Plays imaginatively ➤ Uses colour to express themselves

Learning Journey

We will take lots of photographs of you and write about all the great things you do in school too. These will go in your very special Learning Journey book. We hope you will bring in some things from home to share all the wonderful learning you do with your family. We will put these in your Learning Journey too!



Your First School Activity

In the first few weeks of Reception we enjoy getting to know you.

We would like you to bring a **Marvellous Me Box** with you in the first week of Reception class.

We would like this box to include pictures so that you can talk about your family; a favourite toy; an interest that you have (for example a picture of you playing football if you enjoy football); your favourite story and a picture of your favourite day out.

These are a few examples, but if you would like to put anything different in your box that is fine, it is your box to treasure!

Sharing a **Marvellous Me Box** is a wonderful opportunity for you to share all about yourself with your peers, developing your social and listening skills.



We hope this booklet has helped you and your family to learn about all the wonderful things that happen in Reception Class.



Remember, when you come to school you will learn lots of new things and have lots of fun with your teachers and your new friends.

