


FORSBROOK CE PRIMARY MFL (SPANISH) CURRICULUM MAP


	AUTUMN TERM 1	AUTUMN TERM 2	SPRING TERM 1	SPRING TERM 2
YEAR 3	<p>Aprendo español (I am learning Spanish)</p> <p>Lesson 1: <u>Learning Objective</u></p> <ul style="list-style-type: none"> - To find Spain on a map and be able to recall at least 1 Spanish-speaking country. <p>Lesson 2: <u>Learning Objective</u></p> <ul style="list-style-type: none"> - To use key greetings, as well as ask and answer the question 'How are you?' in Spanish. <p>Lesson 3: <u>Learning Objective</u></p> <ul style="list-style-type: none"> - To be able to ask and answer the question 'What is your name?' in Spanish. <p>Lesson 4: <u>Learning Objective</u></p> <ul style="list-style-type: none"> - To recognise, recall and spell numbers 1-10 in Spanish. <p>Lesson 5: <u>Learning Objective</u></p> <ul style="list-style-type: none"> - To recognise, recall and spell 10 different colours in Spanish. <p>Lesson 6: <u>Learning Objective</u></p>	<p>Los animales (Animals)</p> <p>Lesson 1: <u>Learning Objective</u></p> <ul style="list-style-type: none"> - To recognise, recall and spell five different animals with their indefinite article/determiner in Spanish. <p>Lesson 2: <u>Learning Objective</u></p> <ul style="list-style-type: none"> - To recognise, recall and spell a further five different animals with their indefinite article/determiner in Spanish. <p>Lesson 3: <u>Learning Objective</u></p> <ul style="list-style-type: none"> - To consolidate the pronunciation and spelling of all ten animals in the foreign language. <p>Lesson 4: <u>Learning Objective</u></p> <ul style="list-style-type: none"> - To further consolidate all ten animals in the foreign language with a particular focus on the indefinite article/determiner. <p>Lesson 5: <u>Learning Objective</u></p>	<p>La fruta (Fruits)</p> <p>Lesson 1: <u>Learning Objective</u></p> <ul style="list-style-type: none"> - To recognise, recall and spell five different fruits with the singular indefinite article/determiner in Spanish. <p>Lesson 2: <u>Learning Objective</u></p> <ul style="list-style-type: none"> - To recognise, recall and spell a further five different fruits with the singular indefinite article/determiner in Spanish. <p>Lesson 3: <u>Learning Objective</u></p> <ul style="list-style-type: none"> - To say the ten fruits introduced in the previous two lessons in plural form. <p>Lesson 4: <u>Learning Objective</u></p> <ul style="list-style-type: none"> - To formulate and express an opinion using the fruits learnt in this unit using the positive structure 'I like...' <p>Lesson 5: <u>Learning Objective</u></p> <ul style="list-style-type: none"> - To formulate and express an opinion about the fruits learnt so far in the 	<p>Los helados (Ice creams)</p> <p>Lesson 1: <u>Learning Objective</u></p> <ul style="list-style-type: none"> - To recognise and recall 5 different ice-cream flavours in Spanish. <p>Lesson 2: <u>Learning Objective</u></p> <ul style="list-style-type: none"> - To recognise and recall a further 5 different ice-cream flavours in Spanish. <p>Lesson 3: <u>Learning Objective</u></p> <ul style="list-style-type: none"> - To apply knowledge of the 10 different ice-cream flavours in the foreign language to the structure 'I would like' along with the conjunction 'and'. <p>Lesson 4: <u>Learning Objective</u></p> <ul style="list-style-type: none"> - To specify whether they would like their ice-cream in a cone or a cup in Spanish. <p>Lesson 5: <u>Learning Objective</u></p> <ul style="list-style-type: none"> - To consolidate all vocabulary taught so far in the unit and learn how to specify how many scoops



FORSBROOK CE PRIMARY MFL (SPANISH) CURRICULUM MAP

	<ul style="list-style-type: none"> - To revise and consolidate all language covered in the unit. 	<ul style="list-style-type: none"> - To use the irregular verb “to be” (first person singular) to form simple sentences about animals. - <p>Lesson 6: <u>Lesson Objective</u></p> <ul style="list-style-type: none"> - To revise and consolidate all language covered in the unit. 	<p>unit using the negative structure ‘I do not like...’.</p> <p>Lesson 6: <u>Lesson Objective</u></p> <ul style="list-style-type: none"> - To revise and consolidate all language covered in the unit. 	<p>they would like as well as some transactional vocabulary in order to take part in a role-play at an ice-cream parlour in Spanish.</p> <p>Lesson 6: <u>Lesson Objective</u></p> <ul style="list-style-type: none"> - To revise and consolidate all language covered in the unit.
--	---	--	--	--


	Aprendo español (I am learning Spanish)	Los animales (Animals)	La fruta (Fruits)	Los helados (Ice creams)
	<p>Unit outcomes</p> <p>By the end of this unit, children with secure understanding should be able to:</p> <ul style="list-style-type: none"> • find Spain on a map of the world if they are shown Europe first. • repeat all their personal details in Spanish, and ask for the same information back, with the help of an adult or the PowerPoint used in class. • remember some numbers from 1-10 clearly in Spanish without any help and can attempt to spell some of these correctly. 	<p>Unit outcomes</p> <p>By the end of this unit, children with secure understanding should be able to:</p> <ul style="list-style-type: none"> • recognise, recall, and spell up to 10 animals in Spanish with their correct indefinite article/determiner. • recognise and use cognates (e.g. león) to support understanding. • build simple sentences in Spanish using the 1st person form of the verb soy (I am). • understand that the pronoun yo (I) is often omitted in Spanish. • recognise that the verb shows who is doing the action. 	<p>Unit outcomes</p> <p>By the end of this unit, children with secure understanding should be able to:</p> <ul style="list-style-type: none"> • name, recognise and remember up to 10 fruits in Spanish. • attempt to spell some of these nouns with their correct article/determiner. • ask somebody in Spanish if they like a particular fruit. • say what fruits they like and dislike in Spanish. 	<p>Unit outcomes</p> <p>By the end of this unit, children with secure understanding should be able to:</p> <ul style="list-style-type: none"> • name and recognise up to 10 different flavours for ice-creams in Spanish. • order an ice-cream in Spanish using ‘quisiera’ (I would like). • say whether they would like a cone or a cup of ice-cream in Spanish. • specify the number of ice-cream scoops in Spanish.



FORSBROOK CE PRIMARY MFL (SPANISH) CURRICULUM MAP


	<ul style="list-style-type: none"> say some of the 10 colours in Spanish without any help and can attempt to spell some of these correctly. 			
--	--	--	--	--

	SUMMER TERM 1	SUMMER TERM 2
Year 3	<p>Las estaciones (Seasons)</p> <p>Lesson 1: <u>Learning Objective</u></p> <ul style="list-style-type: none"> To recognise and recall the four different seasons with the correct definite article /determiner in Spanish. <p>Lesson 2: <u>Learning Objective</u></p> <ul style="list-style-type: none"> To learn about what happens in winter and how to say a short sentence about this season in Spanish. <p>Lesson 3: <u>Learning Objective</u></p> <ul style="list-style-type: none"> To learn about what happens in spring with the aim of saying a short sentence about this season in Spanish. <p>Lesson 4: <u>Learning Objective</u></p>	<p>Los instrumentos (Instruments)</p> <p>Lesson 1: <u>Learning Objective</u></p> <ul style="list-style-type: none"> To recognise, recall and remember 5 common instruments with their definite articles/determiners in Spanish. <p>Lesson 2: <u>Learning Objective</u></p> <ul style="list-style-type: none"> To recognise, recall and remember a further 5 different instruments with their definite articles/determiners in Spanish. <p>Lesson 3: <u>Learning Objective</u></p> <ul style="list-style-type: none"> To consolidate all 10 instruments learnt in the foreign language, with a particular focus on the spellings. <p>Lesson 4: <u>Learning Objective</u></p> <ul style="list-style-type: none"> To consolidate all 10 instruments in the foreign language with a




FORSBROOK CE PRIMARY MFL (SPANISH) CURRICULUM MAP

<ul style="list-style-type: none">- To about what happens in summer with the aim of saying a short sentence about this season in Spanish. <p>Lesson 5: <u>Learning Objective</u></p> <ul style="list-style-type: none">- To learn about what happens in autumn with the aim of saying a short sentence about this season in Spanish. <p>Lesson 6: <u>Learning Objective</u></p> <ul style="list-style-type: none">- To ask and answer the question 'What is your favourite season?' in Spanish.	<p>particular focus on the role of the definite article/determiner.</p> <p>Lesson 5: <u>Learning Objective</u></p> <ul style="list-style-type: none">- To use the verb "to play" in the first person singular with instrument nouns in Spanish. <p>Lesson 6: <u>Learning Objective</u></p> <ul style="list-style-type: none">- To revise and consolidate all language covered in the unit.
---	--




FORSBROOK CE PRIMARY MFL (SPANISH) CURRICULUM MAP

	Las estaciones (Seasons)	Los instrumentos (Instruments)
	<p>Unit outcomes</p> <p>By the end of this unit, children with secure understanding should be able to:</p> <ul style="list-style-type: none">• listen carefully to spoken Spanish and begin to identify familiar sounds.• become more familiar with Spanish pronunciation and common letter strings/phonemes.• develop memory skills to help recall new vocabulary in Spanish.• recall and name the four seasons in Spanish.	<p>Unit outcomes</p> <p>By the end of this unit, children with secure understanding should be able to:</p> <ul style="list-style-type: none">• recognise and recall key instrument vocabulary in Spanish, including cognates such as <i>guitarra</i>, <i>piano</i> and <i>clarinete</i>.• develop memory skills to retain and retrieve new vocabulary.• build short phrases in Spanish using the 1st person singular of the verb <i>tocar</i> (to play).• use the correct definite article (<i>el, la, los</i>) with instrument nouns.• select and order words accurately to form simple sentences.• understand that the personal pronoun <i>yo</i> (I) is often omitted, using <i>toco</i> independently.• recognise that this omission of the pronoun is a common feature of Spanish.



FORSBROOK CE PRIMARY MFL (SPANISH) CURRICULUM MAP


	AUTUMN TERM 1	AUTUMN TERM 2	SPRING TERM 1	SPRING TERM 2
YEAR 4	<p>Las verduras (Vegetables)</p> <p>Lesson 1: <u>Learning Objective</u></p> <ul style="list-style-type: none"> - To recognise, recall and spell five different vegetables with the plural definite article/determiner in Spanish. <p>Lesson 2: <u>Learning Objective</u></p> <ul style="list-style-type: none"> - To recognise, recall and spell a further five different vegetables with the plural definite article/determiner in Spanish. <p>Lesson 3: <u>Learning Objective</u></p> <ul style="list-style-type: none"> - To consolidate all ten vegetables in the foreign language and learn how to say 'a kilo of' plus a vegetable. <p>Lesson 4: <u>Learning Objective</u></p> <ul style="list-style-type: none"> - To formulate a short phrase in the foreign language using the structure 'I would like' plus a quantity of various vegetables. <p>Lesson 5: <u>Learning Objective</u></p>	<p>Me presento (Presenting myself)</p> <p>Lesson 1: <u>Learning Objective</u></p> <ul style="list-style-type: none"> - To revise basic greetings and learn how to ask and answer the question 'How are you?' in Spanish. <p>Lesson 2: <u>Learning Objective</u></p> <ul style="list-style-type: none"> - To consolidate all vocabulary taught in the previous lesson and learn how to ask and answer the question 'What is your name?' in Spanish. <p>Lesson 3: <u>Learning Objective</u></p> <ul style="list-style-type: none"> - To consolidate numbers 1-10 and learn numbers 11-20 in Spanish. <p>Lesson 4: <u>Learning Objective</u></p> <ul style="list-style-type: none"> - To consolidate knowledge of numbers 1-20 in the foreign language and apply this knowledge to be able to say how old they are. <p>Lesson 5: <u>Learning Objective</u></p> <ul style="list-style-type: none"> - To ask and answer the question 'Where do you live?' in the foreign language and be introduced to simple adjectival agreement, 	<p>Sé... (I know how to...)</p> <p>Lesson 1: <u>Learning Objective</u></p> <ul style="list-style-type: none"> - To recognise and recall 5 different verbs in Spanish. <p>Lesson 2: <u>Learning Objective</u></p> <ul style="list-style-type: none"> - To consolidate the five verbs from the last lesson and learn how to recognise and recall a further five verbs in Spanish. <p>Lesson 3: <u>Learning Objective</u></p> <ul style="list-style-type: none"> - To consolidate all knowledge from the last two lessons and learn how to use the verb 'sé' (I know how) with the ten infinitive verbs to start to form sentences in Spanish. <p>Lesson 4: <u>Learning Objective</u></p> <ul style="list-style-type: none"> - To consolidate all knowledge from the last three lessons and learn how to use the negative structure so they can say what they can do as well as what they cannot do in Spanish. <p>Lesson 5: <u>Learning Objective</u></p>	<p>En la cafetería (In the café)</p> <p>Lesson 1: <u>Learning Objective</u></p> <ul style="list-style-type: none"> - To recognise, recall and spell the ten masculine nouns with the indefinite article/determiner for popular food and drink typically offered in a cafetería. <p>Lesson 2: <u>Learning Objective</u></p> <ul style="list-style-type: none"> - To consolidate the ten masculine nouns from the previous lesson and learn a further ten feminine nouns with the indefinite article/determiner for popular Spanish food and drink you would typically be offered in a cafetería. <p>Lesson 3: <u>Learning Objective</u></p> <ul style="list-style-type: none"> - To consolidate all language taught so far in the unit and learn some transactional language to order what they would like to eat and drink in the cafetería. <p>Lesson 4: <u>Learning Objective</u></p> <ul style="list-style-type: none"> - To consolidate all previously learnt vocabulary from the unit



FORSBROOK CE PRIMARY MFL (SPANISH) CURRICULUM MAP

<p>Unit 1</p>	<p>- To use the conjunction y (and) to build longer and more interesting sentences in Spanish and use simple transactional language to take part in a role-play, such as buying vegetables at a market.</p> <p>Lesson 6: <u>Learning Objective</u></p> <p>- To revise and consolidate all language covered in the unit.</p>	<p>completing the unit with a short presentation.</p> <p>Lesson 6: <u>Lesson Objective</u></p> <p>- To revise and consolidate all language covered in the unit.</p>	<p>- To form more interesting and complex sentences about what activities they can and cannot do using the conjunctions 'and' and 'but' in Spanish.</p> <p>Lesson 6: <u>Lesson Objective</u></p> <p>- To revise and consolidate all language covered in the unit.</p>	<p>and learn how to ask for the bill and how to say 'goodbye' and 'thank you' in Spanish.</p> <p>Lesson 5: <u>Learning Objective</u></p> <p>- To have an understanding of Spanish currency and consolidate knowledge of numbers in the foreign language in order to calculate the bill in the cafeteria.</p> <p>Lesson 6: <u>Lesson objective</u></p> <p>- To revise and consolidate all language covered in the unit.</p>
----------------------	--	--	--	--


	Las verduras (Vegetables)	Me presento (Presenting myself)	Sé... (I know how to...)	En la cafetería (In the café)
	<p>Unit outcomes</p> <p>By the end of this unit, children with secure understanding should be able to:</p> <ul style="list-style-type: none"> name, recognise and recall from memory up to 10 vegetables in Spanish. attempt to spell some of these nouns with their plural article/determiner. 	<p>Unit outcomes</p> <p>By the end of this unit, children with secure understanding should be able to:</p> <ul style="list-style-type: none"> hold a simple conversation. use basic greetings in Spanish, ask somebody how they are feeling and reply when asked. ask somebody their name in Spanish and reply when asked. recall numbers 1-20 in Spanish. 	<p>Unit outcomes</p> <p>By the end of this unit, children with secure understanding should be able to:</p> <ul style="list-style-type: none"> recognise, remember and spell 10 action verbs in Spanish. use these verbs in the infinitive to form positive and negative sentence structures with 'sé' (I know how) and 'no sé' (I do not know how). 	<p>Unit outcomes</p> <p>By the end of this unit, children with secure understanding should be able to:</p> <ul style="list-style-type: none"> recall from memory a wider range of nouns and indefinite articles/determiners for common foods, snacks and drinks in a typical Spanish cafeteria, improving cultural knowledge of Spain.



FORSBROOK CE PRIMARY MFL (SPANISH) CURRICULUM MAP

<ul style="list-style-type: none"> learn and use the high frequency verb quisiera from the verb querer, to want in Spanish. 	<ul style="list-style-type: none"> ask somebody how old they are in Spanish and reply when asked. ask somebody where they live in Spanish and reply when asked. express their nationality in Spanish and understand basic gender agreement rules. 	<ul style="list-style-type: none"> attempt to combine positive and negative sentence structures to form longer and more complex sentences using the conjunctions 'y' (and) & 'pero' (but). 	<ul style="list-style-type: none"> understand better how to make nouns plural in Spanish. improve knowledge of Spanish currency. order what they would like to eat and drink in a role-play scenario.
--	--	---	--


	SUMMER TERM 1	SUMMER TERM 2
Year 4	<p>¿Tienes una mascota? (Do you have a pet?)</p> <p>Lesson 1: <u>Learning Objective</u></p> <ul style="list-style-type: none"> To recognise, recall and spell eight common pets with their indefinite article/determiner in Spanish. <p>Lesson 2: <u>Learning Objective</u></p> <ul style="list-style-type: none"> To use the irregular high frequency verb 'I have', along with the conjunction ' to say which pets they have. <p>Lesson 3: <u>Learning Objective</u></p> <ul style="list-style-type: none"> To introduce pets in Spanish. <p>Lesson 4: <u>Learning Objective</u></p>	<p>La clase (The classroom)</p> <p>Lesson 1: <u>Learning Objective</u></p> <ul style="list-style-type: none"> To recognise, recall and spell six different classroom items with their indefinite articles/determiners in the foreign language. <p>Lesson 2: <u>Learning Objective</u></p> <ul style="list-style-type: none"> To recognise, recall and spell a further six different classroom items with their indefinite articles/determiners in the foreign language. <p>Lesson 3: <u>Learning Objective</u></p> <ul style="list-style-type: none"> To ask and answer the question: 'What is in your pencil case?' in Spanish.



FORSBROOK CE PRIMARY MFL (SPANISH) CURRICULUM MAP


<p>- To say which animals they do not have as pets using the negative structure in Spanish.</p> <p>Lesson 5: <u>Learning Objective</u></p> <p>- To use the conjunction 'but' to make sentences more complex and interesting in the foreign language.</p> <p>Lesson 6: <u>Learning Objective</u></p> <p>- To revise and consolidate all language covered in the unit.</p>	<p>Lesson 4: <u>Learning Objective</u></p> <p>- To revisit possessive adjectives in the foreign language and apply this to knowledge of the twelve different classroom items learned so far in the unit.</p> <p>Lesson 5: <u>Learning Objective</u></p> <p>- To revisit negative structures in the foreign language, to say what they do not have in their pencil cases.</p> <p>Lesson 6: <u>Learning Objective</u></p> <p>- To revise and consolidate all language covered in the unit.</p>
--	---

	¿Tienes una mascota? (Do you have a pet?)	La clase (The classroom)
	<p>Unit outcomes</p> <p>By the end of this unit, children with secure understanding should be able to:</p> <ul style="list-style-type: none"> know the nouns and indefinite articles for 8 common pets. ask somebody if they have a pet and give an answer back. 	<p>Unit outcomes</p> <p>By the end of this unit, children with secure understanding should be able to:</p> <ul style="list-style-type: none"> recall from memory a selection of nouns and indefinite articles for common classroom objects. learn how to use the negative in Spanish. describe what we have and do not have in our pencil case.




FORSBROOK CE PRIMARY MFL (SPANISH) CURRICULUM MAP

	<ul style="list-style-type: none">• say in Spanish what pet we have/do not have and give our pet's name.• start to use the simple conjunctions 'y' (and) and 'pero' (but) to make more complex and interesting sentences.	<ul style="list-style-type: none">• respond to simple classroom commands.
--	--	---



FORSBROOK CE PRIMARY MFL (SPANISH) CURRICULUM MAP


	AUTUMN TERM 1	AUTUMN TERM 2	SPRING TERM 1	SPRING TERM 2
YEAR 5	<p>La fecha (The date)</p> <p>Lesson 1: <u>Learning Objective</u></p> <ul style="list-style-type: none"> - To recognise, recall and spell the 7 days of the week in the foreign language with the aim of using this knowledge to form a short sentence about what day of the week it is today. <p>Lesson 2: <u>Learning Objective</u></p> <ul style="list-style-type: none"> - To consolidate the 7 days of the week taught last lesson and learn how to recognise, recall and spell the 12 months of the year in the foreign language. <p>Lesson 3: <u>Learning Objective</u></p> <ul style="list-style-type: none"> - To consolidate all language taught so far in the unit and learn how to recognise, recall and spell numbers 1-31 in the foreign language. <p>Lesson 4: <u>Learning Objective</u></p> <ul style="list-style-type: none"> - To say the date in Spanish. 	<p>Mi familia (My family)</p> <p>Lesson 1: <u>Learning Objective</u></p> <ul style="list-style-type: none"> - To recognise, recall and spell different family members with the correct definite article/determiner in the foreign language. <p>Lesson 2: <u>Learning Objective</u></p> <ul style="list-style-type: none"> - To consolidate the nouns and definite articles/determiners for family members and learn how to use the possessive adjective 'my' in the foreign language with increasing accuracy. <p>Lesson 3: <u>Learning Objective</u></p> <ul style="list-style-type: none"> - To ask and answer the question 'Do you have any siblings?' in the foreign language. <p>Lesson 4: <u>Learning Objective</u></p> <ul style="list-style-type: none"> - To consolidate the language needed to introduce own/fictitious family members in the foreign language. This will involve moving from 1st person singular 'my name is' to 3rd person singular 'he/she is called'. 	<p>¿Qué tiempo hace? (What's the weather like?)</p> <p>Lesson 1: <u>Learning Objective</u></p> <ul style="list-style-type: none"> - To recognise, recall and spell 5 different phrases for describing weather in the foreign language. <p>Lesson 2: <u>Learning Objective</u></p> <ul style="list-style-type: none"> - To recognise, recall and spell a further 5 different phrases for describing weather in the foreign language and revise key conjunctions. <p>Lesson 3: <u>Learning Objective</u></p> <ul style="list-style-type: none"> - To learn the 4 compass points and how to say the temperature in the foreign language. <p>Lesson 4: <u>Learning Objective</u></p> <ul style="list-style-type: none"> - To recognise and recall the 7 days of the week and times of day in the foreign language. <p>Lesson 5: <u>Learning Objective</u></p>	<p>La ropa (Clothes)</p> <p>Lesson 1: <u>Learning Objective</u></p> <ul style="list-style-type: none"> - To recognise, recall and spell 10 different items of clothing with their indefinite articles/determiners in the foreign language. <p>Lesson 2: <u>Learning Objective</u></p> <ul style="list-style-type: none"> - To recognise, recall and spell a further 5 different items of clothing with their indefinite articles/determiners in the foreign language. <p>Lesson 3: <u>Learning Objective</u></p> <ul style="list-style-type: none"> - To describe what they are wearing by colour in the foreign language using 10 common colours and the structure 'I wear/I'm wearing' with the conjunction 'and'. <p>Lesson 4: <u>Learning Objective</u></p> <ul style="list-style-type: none"> - To learn more about the changes involved in adjectival agreement in the foreign language when



FORSBROOK CE PRIMARY MFL (SPANISH) CURRICULUM MAP

Lesson 5: <u>Learning Objective</u> - To build on knowledge of how to say the date by learning how to say when their birthday is in the foreign language. Lesson 6: <u>Learning Objective</u> - To revise and consolidate all language covered in the unit.	Lesson 5: <u>Learning Objective</u> - To use knowledge of numbers 1-100 in Spanish to say how old their own/fictitious family members are. Lesson 6: <u>Lesson Objective</u> - To revise and consolidate all language covered in the unit.	- To present a weather forecast in the foreign language using all knowledge learnt this unit. Lesson 6: <u>Lesson Objective</u> - To revise and consolidate all language covered in the unit.	describing items of clothing by colour. Lesson 5: <u>Learning Objective</u> - To integrate everything learnt so far to describe what they wear in 4 different scenarios in the foreign language: at school, at home, in summer and in winter. Lesson 6: <u>Lesson Objective</u> - To revise and consolidate all language covered in the unit.
--	---	---	---


	La fecha (The date)	Mi familia (My family)	¿Qué tiempo hace? (What's the weather like?)	La ropa (Clothes)
Unit outcomes By the end of this unit, children with secure understanding should be able to: <ul style="list-style-type: none"> • recognise and recall the 7 days of the week in Spanish. • recognise and recall the 12 months of the year in Spanish. 	Unit outcomes By the end of this unit, children with secure understanding should be able to: <ul style="list-style-type: none"> • remember the nouns with their articles/determiners for different family members in Spanish from memory. • describe own or a fictitious family in Spanish by name, age and relationship. 	Unit outcomes By the end of this unit, children with secure understanding should be able to: <ul style="list-style-type: none"> • ask what the weather is like and respond in Spanish. • recognise and recall the conjunctions 'y' (and) & 'pero' (but). • recognise and recall the 4 core compass points in Spanish. 	Unit outcomes By the end of this unit, children with secure understanding should be able to: <ul style="list-style-type: none"> • recognise, recall and spell up to 15 items of clothing with their indefinite articles/determiners in Spanish. • understand more about adjectival agreement when describing the colours of items of clothing. 	



FORSBROOK CE PRIMARY MFL (SPANISH) CURRICULUM MAP


	<ul style="list-style-type: none"> recognise and recall numbers 1-31 in Spanish. ask what the date is and say the date in Spanish. ask somebody when their birthday is and say when our own birthday is in Spanish. 	<ul style="list-style-type: none"> learn numbers up to 100 in Spanish. understand possessive adjectives better in Spanish ('my' form only). make a presentation about their own/a fictitious family in both spoken and written form in Spanish. start to integrate previously learnt language with newly acquired language, encouraging more confident use of the growing bank of vocabulary. demonstrate an increasing knowledge of grammar and the use of the possessive in Spanish to manipulate language start to create more personalised responses as the unit supports the change from 1st person singular to 3rd person singular. 	<ul style="list-style-type: none"> recognise and recall numbers 1-31 in Spanish to express the temperature. recognise and recall the 7 days of the week and the time of day in Spanish. present a weather forecast in Spanish. 	<ul style="list-style-type: none"> express what is worn in 4 different scenarios in Spanish using the verb 'llevo' (I wear/I'm wearing) and the conjunction 'y' (and).
--	--	---	---	---

	SUMMER TERM 1	SUMMER TERM 2
Year 5	<p>Mi casa (My home)</p> <p>Lesson 1: <u>Learning Objective</u></p> <ul style="list-style-type: none"> To say in the foreign language whether they live in a house or an apartment and where they 	<p>Tradiciones y Celebraciones (Traditions & celebrations)</p> <p>Lesson 1: <u>Learning Objective</u></p> <ul style="list-style-type: none"> To learn all about the famous Spanish festival, La Tomatina, ask




FORSBROOK CE PRIMARY MFL (SPANISH) CURRICULUM MAP

	<p>live based on a choice of five different locations.</p> <p>Lesson 2: <u>Learning Objective</u></p> <ul style="list-style-type: none"> - To consolidate the language taught last lesson and learn how to recognise, recall and spell five different rooms in the house in the foreign language. <p>Lesson 3: <u>Learning Objective</u></p> <ul style="list-style-type: none"> - To recognise, recall and spell a further five different rooms in the house in the foreign language. <p>Lesson 4: <u>Learning Objective</u></p> <ul style="list-style-type: none"> - To revisit negative structures in the foreign language to allow them to say which rooms they do not have in their houses. <p>Lesson 5: <u>Learning Objective</u></p> <ul style="list-style-type: none"> - To put all their new language into context by integrating it with previously learnt language including personal details. <p>Lesson 6: <u>Learning Objective</u></p> <ul style="list-style-type: none"> - To revise and consolidate all language covered in the unit. 	<p>questions, give answers, and express an opinion about it.</p> <p>Lesson 2: <u>Learning Objective</u></p> <ul style="list-style-type: none"> - To learn all about the famous Spanish festival, Fallas de Valencia, ask questions, give answers, and express an opinion about it. <p>Lesson 3: <u>Learning Objective</u></p> <ul style="list-style-type: none"> - To learn all about the famous Spanish festival, Sanfermines, ask questions, give answers, and express an opinion about it. <p>Lesson 4: <u>Learning Objective</u></p> <ul style="list-style-type: none"> - To learn all about the famous Spanish celebration, Día de los Muertos, ask questions, give answers, and express an opinion about it. <p>Lesson 5: <u>Learning Objective</u></p> <ul style="list-style-type: none"> - To learn all about the famous Spanish tradition, Semana Santa, ask questions, give answers, and express an opinion about it. <p>Lesson 6: <u>Learning Objective</u></p> <ul style="list-style-type: none"> - To revise and consolidate all language covered in the unit.
--	--	---




FORSBROOK CE PRIMARY MFL (SPANISH) CURRICULUM MAP

	Mi casa (My house)	Tradiciones y Celebraciones (Traditions & Celebrations)
	<p>Unit outcomes</p> <p>By the end of this unit, children with secure understanding should be able to:</p> <ul style="list-style-type: none"> • say and write in Spanish whether they live in a house or an apartment. • say what room they have and do not have at home using the key structure en mi casa hay... and en mi casa no hay... • use the conjunction y to link two sentences together. 	<p>Unit outcomes</p> <p>By the end of this unit, children with secure understanding should be able to:</p> <ul style="list-style-type: none"> • use key Spanish question words related to famous traditions and celebrations in Spanish-speaking countries. • respond to questions related to famous traditions and celebrations in Spanish-speaking countries in Spanish. • express an opinion on a tradition or celebration in Spanish using the structure 'Es una fiesta + adjective' (It is a ...festival) and attempt to apply accurately the rules of adjectival agreement. • develop an appreciation of traditions and celebrations different to their own culture.



FORSBROOK CE PRIMARY MFL (SPANISH) CURRICULUM MAP


	AUTUMN TERM 1	AUTUMN TERM 2	SPRING TERM 1	SPRING TERM 2
YEAR 6	<p>El fin de semana (The weekend)</p> <p>Lesson 1: <u>Learning Objective</u></p> <ul style="list-style-type: none"> - To consolidate numbers in the foreign language and learn how to tell the time in increments of five. <p>Lesson 2: <u>Learning Objective</u></p> <ul style="list-style-type: none"> - To consolidate the vocabulary for time and learn new phrases to describe the activities that they may do at the weekend. <p>Lesson 3: <u>Learning Objective</u></p> <ul style="list-style-type: none"> - To consolidate the vocabulary introduced in the last lesson through a variety of listening and reading activities. <p>Lesson 4: <u>Learning Objective</u></p> <ul style="list-style-type: none"> - To extend sentences in the foreign language by integrating a time phrase and connectives with the phrases for weekend activities. <p>Lesson 5:</p>	<p>En el colegio (At school)</p> <p>Lesson 1: <u>Learning Objectives</u></p> <ul style="list-style-type: none"> - To recognise, recall and spell 10 different school subjects with the correct definite article/determiner in the foreign language. - To learn how to conjugate the verb 'to study' in 1st person singular so they can say which subjects they study at school. <p>Lesson 2: <u>Learning Objective</u></p> <ul style="list-style-type: none"> - To tell the time and express at what time they study different school subjects in the foreign language. <p>Lesson 3: <u>Learning Objective</u></p> <ul style="list-style-type: none"> - To apply the days of the week in the foreign language within the context of a school timetable. <p>Lesson 4: <u>Learning Objective</u></p> <ul style="list-style-type: none"> - To consolidate all vocabulary taught in the previous lesson and learn how to give an opinion in both positive and negative form about the school subjects in the foreign language. 	<p>Comer sano (Healthy lifestyles)</p> <p>Lesson 1: <u>Learning Objective</u></p> <ul style="list-style-type: none"> - To recognise, recall and spell 10 healthy foods with the correct article/determiner in the foreign language. <p>Lesson 2: <u>Learning Objective</u></p> <ul style="list-style-type: none"> - To recognise, recall and spell nine unhealthy foods with the correct article/determiner in the foreign language. <p>Lesson 3: <u>Learning Objective</u></p> <ul style="list-style-type: none"> - To consolidate all language covered so far in the unit and learn how to form more complex sentences about healthy and unhealthy foods in the foreign language. <p>Lesson 4: <u>Learning Objective</u></p> <ul style="list-style-type: none"> - To improve the range of vocabulary by learning key language for activities they do and do not do to keep fit and consolidate this new language using a survey to interview each other with. 	<p>Yo en el mundo (Me in the world)</p> <p>Lesson 1: <u>Learning Objective</u></p> <ul style="list-style-type: none"> - To improve decoding and comprehension skills in the foreign language through texts about four different fictional characters from the Hispanic world. <p>Lesson 2: <u>Learning Objective</u></p> <ul style="list-style-type: none"> - To improve decoding skills in the foreign language through longer and more complex texts about each character's favourite celebration in their home country. <p>Lesson 3: <u>Learning Objective</u></p> <ul style="list-style-type: none"> - To consolidate cultural knowledge and understanding as characters talk to one of their mutual friends giving more detailed information on two different religious celebrations. <p>Lesson 4: <u>Learning Objective</u></p>



FORSBROOK CE PRIMARY MFL (SPANISH) CURRICULUM MAP

Learning Objective	<p>- To further extend sentences in the foreign language by learning how to say at what time they do each activity on the weekend as well as give their opinions on these activities as well.</p> <p>Lesson 6: <u>Learning Objective</u></p> <p>- To revise and consolidate all language covered in the unit.</p>	<p>Lesson 5: <u>Learning Objective</u></p> <p>- To further extend sentences in the foreign language by learning how to justify opinions with a reason.</p> <p>Lesson 6: <u>Lesson Objective</u></p> <p>- To revise and consolidate all language covered in the unit.</p>	<p>Lesson 5: <u>Learning Objective</u></p> <p>- To improve reading and decoding skills in the foreign language by learning some instructions on how to follow a simple healthy recipe in Spanish.</p> <p>Lesson 6: <u>Lesson Objective</u></p> <p>- To revise and consolidate all language covered in the unit.</p>	<p>- To further develop cultural awareness in the foreign language by comparing where two of the fictional characters live.</p> <p>Lesson 5: <u>Learning Objective</u></p> <p>- To discuss in the foreign language how they are going to be more responsible global citizens by doing more to protect our planet.</p> <p>Lesson 6: <u>Lesson Objective</u></p> <p>- To revise and consolidate all language covered in the unit.</p>
---------------------------	--	--	---	---

	El fin de semana (The weekend)	En el colegio (At school)	Comer sano (Healthy lifestyles)	Yo en el mundo (Me in the world)
	<p>Unit outcomes</p> <p>By the end of this unit, children with secure understanding should be able to:</p> <ul style="list-style-type: none"> tell the time in Spanish using quarter past, half past and quarter to. say and write in Spanish what they do at the weekend using two or more sentences. 	<p>Unit outcomes</p> <p>By the end of this unit, children with secure understanding should be able to:</p> <ul style="list-style-type: none"> recall 10 school subjects and use them with the verb 'I study'. tell the time and apply it within the context of a school timetable. apply the days of the week within the context of a school timetable. express opinions about a particular subject. 	<p>Unit outcomes</p> <p>By the end of this unit, children with secure understanding should be able to:</p> <ul style="list-style-type: none"> say and write what they eat and drink to stay healthy. say and write what they do not eat and drink to stay healthy. say and write the activities they do and do not do to stay in shape including a choice of physical activities. 	<p>Unit outcomes</p> <p>By the end of this unit, children with secure understanding should be able to:</p> <ul style="list-style-type: none"> say and spell some of the different countries and the relative capital cities in the Spanish-speaking world and find them on a map. say and write about some key celebrations in the Spanish speaking world and some of the



FORSBROOK CE PRIMARY MFL (SPANISH) CURRICULUM MAP

	<ul style="list-style-type: none">integrate conjunctions and opinions into written and spoken work to make more interesting and extended sentences.	<ul style="list-style-type: none">justify opinions with a reason, using pertinent adjectives.	<ul style="list-style-type: none">follow a simple, healthy recipe in Spanish.	<p>differences in terms of geography and historical sites between Lima and Madrid.</p> <ul style="list-style-type: none">say and write something we do to help the planet.
--	---	---	---	--